

Migration Patterns & Migrants' Characteristics in Lampung, Sumatra

Ms Saraswati Soegiharto, Ms Teti Herawati & Mr Wagiran, Department of Transmigration
with Mr Fred Stolle & Dr Thomas P. Tomich, ICRAF SE Asia

Background: For many years, the Indonesian Government has assisted people to move from densely-populated islands (Java, Bali, Madura) to less-densely populated areas in the 'Outer Islands', these are the so-called Transmigration schemes. The effects of these massive schemes on net migration flows are not clear, nor is it clear whether transmigrants stay on the transmigration sites given to them. Moreover, little is known about unassisted migrants. Lampung is one of the oldest destinations for migrants and transmigrants; numbers of in- and out-migrants (spontaneous as well as transmigrants) and their characteristics are presented in this poster as an initial step toward a better understanding of these flows.

Hypotheses: Transmigration schemes attract other migrants and also become a 'distribution point' for migrants moving on to other provinces in the Outer Islands.

Data and Methods:

The data used for this analyses are from the censuses of 1980 and 1990, which were conducted by the Central Bureau of Statistics (BPS).

Lampung: total in and out migration
in 1 750 000 out 350 000

Immigrants to Lampung (%)

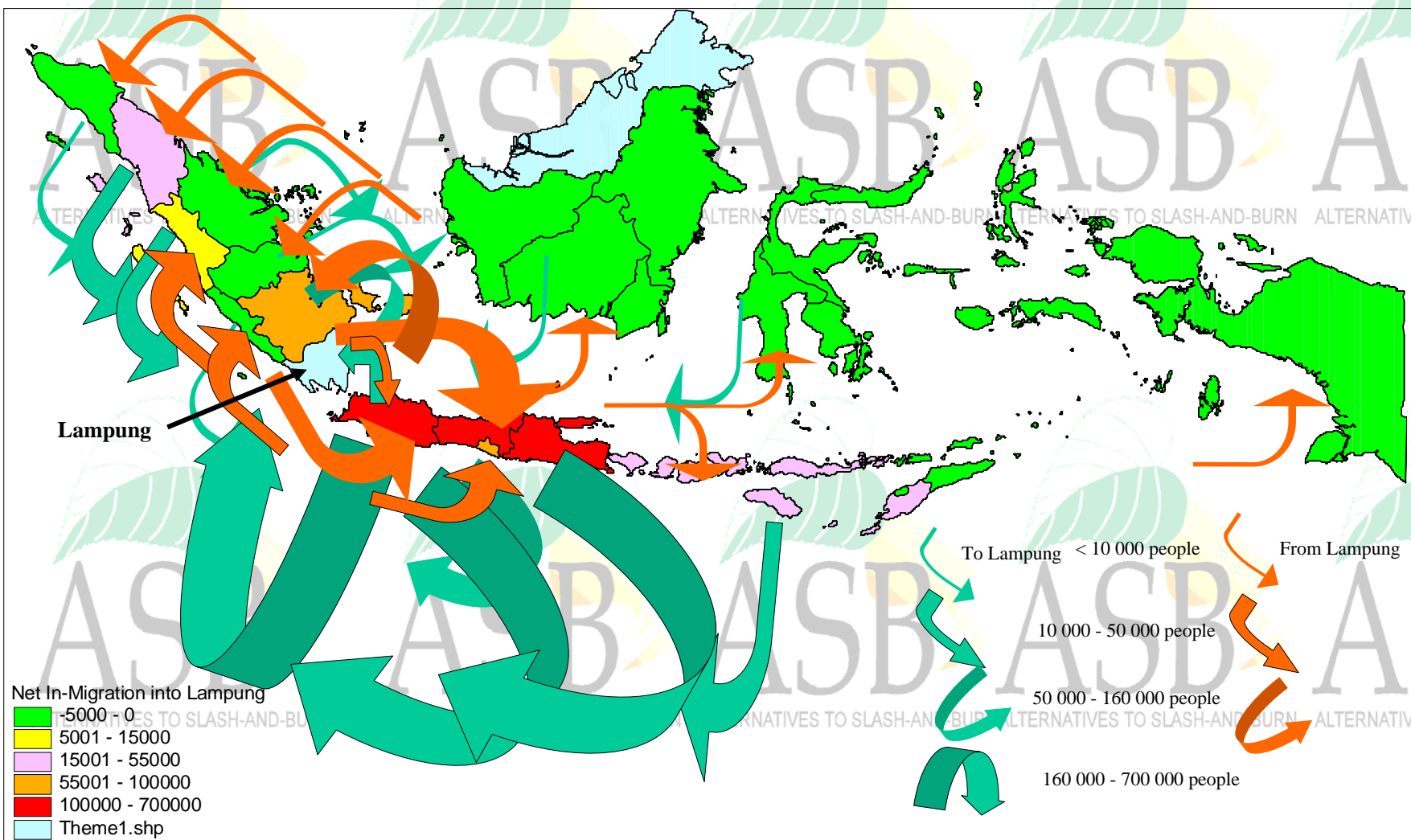
	1980	1990
Male	54	53
Female	46	47
Not married	30	27
Married	72	74
Working age	61	71
Not-working age	39	29

Migration figures to Rural and Urban areas

		1980	1990
In to	Rural	90	88
	Urban	10	12
Out from	Rural	64	64
	Urban	36	36

Sources of families relocated to Lampung transmigration schemes between 1979 - 1989

West	Central	East	Yogja-	Bali	Jakarta	Lampung	Total
Java	Java	Java	karta				
Total 36 000	8 000	10 000	200	200	5	95 000	149 405





Educational attainment of immigrants to Lampung

	1980			1990		
	male	female	total	male	female	total
Elementary school	88	94	91	90	82	85
Secondary school	6	4	5	6	9	7
High school	5	3	4	4	8	7
University	1	0.1	0.4	0.5	1	1

Preliminary results:

- Net in-migration to Lampung is very high.
- Most immigrants still come from Java.
- Other provinces show a net zero migrant figure, except for South Sumatra.
- Immigrants still mainly go to rural areas.

These patterns suggest that forces driving immigration--hence a major portion of land use change--in rural Lampung continue as they have for decades.



Funded by :

- Global Environmental Facility /UNDP
- Asian Development Bank